

TNF alpha Polyclonal Antibody

Product Details

Size	50ul/100ul
Species Reactivity	Human, Mouse, Rat
Host/Isotype	Rabbit / IgG
Class	Polyclonal
Type	Antibody
Conjugate	Unconjugated
Immunogen	Synthetic peptide between aa. L169-I194 of Human TNF alpha.
Form	Liquid
Concentration	1 mg/mL
Purification	Protein A
Storage buffer	PBS with 0.1% BSA
Contains	no preservative
Storage conditions	Store at 4°C short term. For long term storage, store at -20°C, avoiding freeze/thaw cycles. Store in the dark.

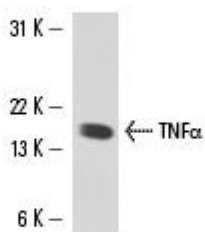
Applications

Tested Dilution

Publications

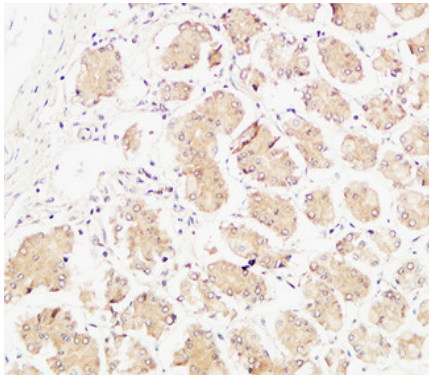
Western Blot (WB)	1:500-2000	-
Immunohistochemistry (IHC)	1:50-500	-
Immunohistochemistry (Paraffin) (IHC (P))	1:50	-
Immunocytochemistry (ICC/IF)	1:100	-

Product Images For TNF alpha Polyclonal Antibody



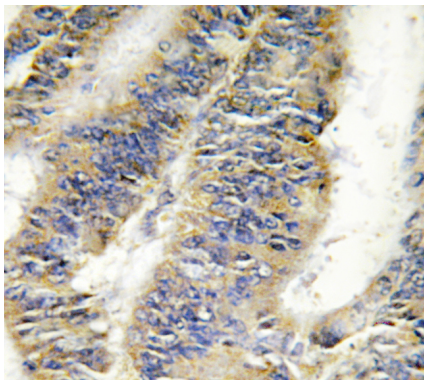
RA1067 anti-TNF alpha antibody WB image

TNFα : RA1067. Western blot analysis of human recombinant TNFα



anti-TNF alpha antibody IHC-P image

Immunohistochemistry: Paraffin-embedded Human colon carcinoma tissue stained with RA1067 anti-TNF alpha antibody. The picture on the right is blocked with the synthetic peptide.



RA1067 anti-TNF alpha antibody IHC-P image

Immunohistochemistry: Paraffin-embedded Human stomach tissue. Antigen Retrieval: EDTA buffer (pH 8.0) at high pressure and temperature. The tissue section was stained with RA1067 anti-TNF alpha antibody at 1:100 dilution, overnight at 4°C.

For Research Use Only. Not for use in diagnostic procedures. Not for resale without express authorization. Products are warranted to operate or perform substantially in conformance with published Product specifications in effect at the time of sale, as set forth in the Production documentation, specifications and/or accompanying package inserts ("Documentation"). No claim of suitability for use in applications regulated by FDA is made. The warranty provided herein is valid only when used by properly trained individuals. Unless otherwise stated in the Documentation, this warranty is limited to one year from date of shipment when the Product is subjected to normal, proper and intended usage. This warranty does not extend to anyone other than the Buyer. Any model or sample furnished to Buyer is merely illustrative of the general type and quality of goods and does not represent that any Product will conform to such model or sample. NO OTHER WARRANTIES, EXPRESS OR IMPLIED, ARE GRANTED INCLUDING WITHOUT LIMITATION, IMPLIED WARRANTIES OF MERCHANTABILITY, FITNESS FOR ANY PARTICULAR PURPOSE, OR NON INFRINGEMENT. BUYER'S EXCLUSIVE REMEDY FOR NON-CONFORMING PRODUCTS DURING THE WARRANTY PERIOD IS LIMITED TO REPAIR, REPLACEMENT OF OR REFUND FOR THE NON-CONFORMING PRODUCT(S) AT SELLER'S SOLE OPTION. THERE IS NO OBLIGATION TO REPAIR, REPLACE OR REFUND FOR PRODUCTS AS THE RESULT OF (I) ACCIDENT, DISASTER OR EVENT OF FORCE MAJEURE, (II) MISUSE, FAULT OR NEGLIGENCE OF OR BY BUYER, (III) USE OF THE PRODUCTS IN A MANNER FOR WHICH THEY WERE NOT DESIGNED, OR (IV) IMPROPER STORAGE AND HANDLING OF THE PRODUCTS. Unless otherwise expressly stated on the Product or in the documentation accompanying the Product, the Product is intended for research only and is not to be used for any other purpose, including without limitation, unauthorized commercial uses, in vitro diagnostic uses, ex vivo or in vivo therapeutic uses, or any type of consumption by or application to human or animals. RV:2AF7014